



Gate & Shutter Motors

Somfy gates and shutter motors are ideal for:

- Hotels
- Embassies
- Ministries
- Strategic Installation
- Homes
- Power Plants etc.

- Wide range
- Simplicity
- Reliability
- To meet every need








OUR STRENGTHS ARE:

- Engineering Expertise
- Innovative Design
- Simplified installation
- Anti-Debris System
- Performance
- Safety
- Maintenance

Our group companies







Swinging gate motor

	Arm				
	Axovia 220B RTS	Axovia MultiPro 3S RTS / io	Axovia MultiPro 3S Slope opening	Axovia MultiPro 3S Sliding arm	Axovia MultiPro 3S Outward opening
					
Suitable for PVC	<input type="checkbox"/>	<input type="checkbox"/>	<input type="checkbox"/>	<input type="checkbox"/>	<input type="checkbox"/>
Suitable for WOOD	<input type="checkbox"/>	<input type="checkbox"/>	<input type="checkbox"/>	<input type="checkbox"/>	<input type="checkbox"/>
Suitable for ALUMINIUM	<input type="checkbox"/>	<input type="checkbox"/>	<input type="checkbox"/>	<input type="checkbox"/>	<input type="checkbox"/>
Suitable for IRON / STEEL	<input type="checkbox"/>	<input type="checkbox"/>	<input type="checkbox"/>	<input type="checkbox"/>	<input type="checkbox"/>
Maximum leaf weight/length	200 kg - 2 m	300 kg - 2.5m	100 kg - 2 m	100 kg - 2 m	100 kg - 2 m
Minimum room behind the leaf (1)	490 mm	450 mm	450 mm	162 mm	0 mm
Maximum hinge pins offset (2)	250 mm	400 mm	400 mm	320 mm	400 mm
Maximum number of cycles / day	20	40	40	40	40
Solar power compatibility	-	<input type="checkbox"/>	<input type="checkbox"/>	<input type="checkbox"/>	<input type="checkbox"/>
The + feature of the motor	Preserves the gate's condition				
	Rapid opening	Customized application	Opening on to a slope of 20% maximum	150° opening or small room behind the leaf	Case of lack of backing room inside

Sliding gate motor

	Elixo 500 3S RTS / io	Elixo 500 230 V RTS
		
Maximum weight/length per leaf	500 kg - 8 m	500 kg - 8 m
Maximum number of cycles / day	30	100
The + feature of the motor	Custom configuration	Intensive use

Screw

Ixengo S 3S RTS	Ixengo S 230 V RTS	Ixengo L 3S RTS / io	Ixengo L 230 V RTS
			
-	-	-	-
-	-	-	-
-	-	-	-
□	□	□	□
200 kg - 1.8 m	200 kg - 1.8 m	400 kg - 4 m	400 kg - 4 m
210 mm	210 mm	275 mm	275 mm
103 mm	103 mm	183 mm	183 mm
60	60	60	60
□	-	□	-

Underground

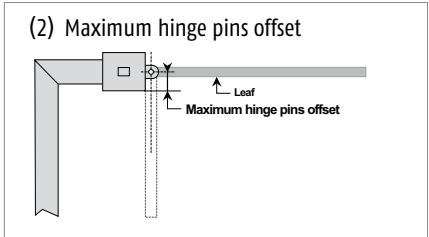
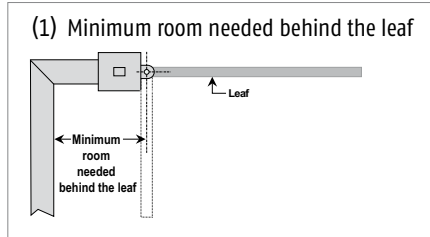
Axovia 180B 3S RTS / io	E370D RTS
	
-	-
-	-
□	□
□	□
200 kg - 1.8 m	300 kg - 3 m
40 mm	50 mm
no limits	no limits
20	50
□	-

Small room behind the leaf

Customized application	Simplicity	Customized application	High power
------------------------	------------	------------------------	------------

Attractive

Can be installed on an existing gate	High power
--------------------------------------	------------



Elixo 800 230 V RTS	Elixo 1300 230 V RTS	Elixo 2000 230 V RTS
---------------------	----------------------	----------------------



800 kg - 10 m	1 300 kg - 12 m	2 000 kg - 20 m
100	100	100

Adjustable obstacle impact force	Slow end-of-travel docking	High power
----------------------------------	----------------------------	------------

Somfy Rolling Shutter Motor



The range of central motors from Somfy




Easy to move manually the curtain

Centreo is equipped with a built-in declutching system that directly takes action on the gearbox which allows an effortless manual opening in case of power failure.



Quick and easy to install

Centreo offers quick and simple installation. It features a new fastening system, which has been specially developed to make the installation process easier, and memory rings to set end-of-travel points.



Compatible with all the range of Somfy controls



Axroll Plus



Keygo RTS



Universal key switch



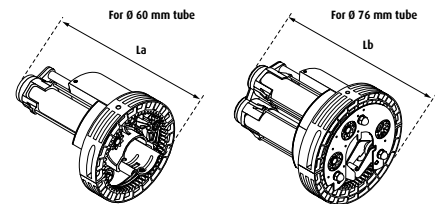
Security box



A wide range of compact motors

Centreo's compact design means that it can be used to motorise narrow curtains.

With a wide range of Centreo motors available, you will be able to find the right motor, whatever the size of your opening.



	Torque Nm	For curtains up to	Power W	Current A	Speed rpm	Wheel Ø mm	Tube Ø mm	End-of-travel capacity	Brake and declutching	Weight kg	Length mm	
											La	Lb
Centreo 2	100	200 kg ⁽¹⁾	390	1.7	10	200 - 220 - 240	60 ⁽²⁾ - 76	12 rpm	With and without	6.8 ⁽³⁾	357	342
Centreo 3	140	255 kg ⁽¹⁾	500	2.2	10	220 - 240	60 - 76	12 rpm	With and without	7 ⁽³⁾	372	357
Centreo 4	200	350 kg ⁽¹⁾	800	3.5	10	220 - 240	60 - 76	12 rpm	With	10.5 ⁽³⁾	342	342

⁽¹⁾ for a perfectly-balanced curtain, with a wheel Ø of 220 mm

⁽²⁾ motor can be adapted for tube Ø of 34, 42 and 48 mm, using an adaptor kit

⁽³⁾ weight of motor with a wheel Ø of 220 mm



Local presence in
Kolkata, Ahmedabad & Chandigarh

Bangalore Office
318-319, B Wing,
Mittal Towers
MG Road
Bangalore-560001

Mumbai Office
8th Floor, 804-805, Pranik
Chambers, A Wing,
Saki Naka, Opp. HP petrol pump,
Andheri (East),
Mumbai-400072

Corporate Office
26, 1st Floor,
Okhla Industrial Estate, Phase-III
New Delhi -110020

Tel: +91 11 46 111 555
Fax: +91 11 46 111 500
Email: india@somfy.com

www.somfy.co.in