

smooove[®]

THE NEW, WIRELESS, WALL-MOUNTED RANGE FROM SOMFY



HOME MOTION by
somfy[®]

Smoove

SMOOVE IS REVOLUTIONIZING THE IMAGE OF WALL-MOUNTED CONTROL UNITS.
DEVELOP A STRONG ADDED-VALUE OFFER WITH INNOVATIVE TECHNOLOGY,
ESTHETICS AND FLEXIBILITY.

Clear interaction

A discreet audible signal and light indicator

Whenever you select a movement or action, Smoove emits an audible click and provides visual feedback. The graphical symbols are accompanied by a tactile relief.

Touch-sensitive technology

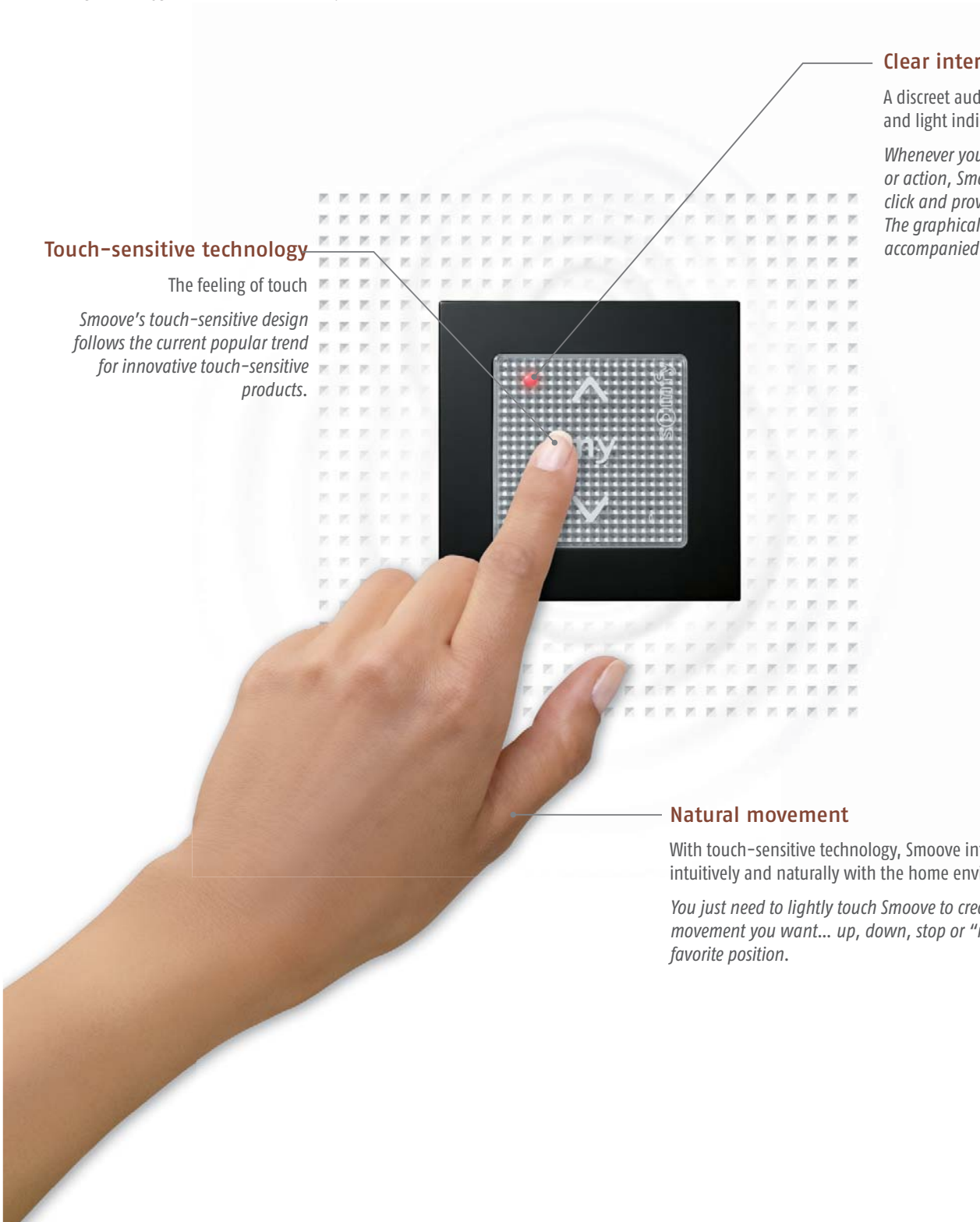
The feeling of touch

Smoove's touch-sensitive design follows the current popular trend for innovative touch-sensitive products.

Natural movement

With touch-sensitive technology, Smoove interacts fluidly, intuitively and naturally with the home environment

You just need to lightly touch Smoove to create the movement you want... up, down, stop or "my" favorite position.




SUSTAINABLE DESIGN

Consumers are showing a clear demand for products with a timeless esthetic value. Smoove has a pure, simple, timeless appearance that fits into all décors.

A SIMPLE CHOICE... WITH A WIDE RANGE OF COMBINATIONS

Smoove central modules come in five different finishes...



... available with a wide range of Somfy frame colors

Modern



Pure



Silver Mat

Natural



Light Bamboo



Amber Bamboo



Silver Lounge



Black



Cherry



Walnut


Smoove

A WIDE RANGE OF FUNCTIONS

The feeling of movement... for all applications

For VERTICAL openings

Roller shutters, Venetian blinds, patio awnings, indoor blinds, vertical garage doors.



Up

Stop or "my" favorite position

Down

For HORIZONTAL openings

Curtains, swinging shutters, gates.



Open


Stop or "my" favorite position

Close

EXCLUSIVE TO SOMFY

The "my" Function

Memorizes the favorite position of a product and allows you to find it instantly by pressing the "my" button. Simple to program and to modify.



Battery low indicator

Helps with your remote diagnosis (remaining battery life) and ensures that the user's control unit will always be on.

CHARACTERISTICS MODULE

Size	50x50x10mm
Protection Index	30
Battery	3V - Number 1 - Type CR2430
Battery lifetime	3 years
Radio frequency	433.42MHz
Antenna	integrated
Protocole	RTS
Operating temperature	0°C / +60°C
Weight	24g

CHARACTERISTICS FRAME

Size	80x80x10mm
Wall support size	70x70mm
Wall support provided - except with Pure frame	



Smoove RTS module (back view)

On/off button

Prog button

BENEFITS FOR YOU

Intelligence in action

Innovative yet simple

Offer a customized installation

- Range of colors and frames to suit all décors.
- Perfectly tailored to your clients' needs with a wide range of functions.

Easy installation

- Simple and flexible to install with no wires, no cables and no damage to décor.
- Easy to use, with an audible signal (beep) when the module is switched on via the on/off button and when the end-of-travel points are set.
- Option to hide pre-positioned recess boxes in new-build projects.

Your clients will appreciate Smoove's innovative features

New, timeless look

- A choice of colors and materials to suit all styles.

Touch-sensitive, reliable technology

- Intuitive, fluid movement for total control over the home.

A choice of radio technologies

- Including io-homecontrol® technology, which is interoperable with a range of applications from other major home equipment brands, helping users to move towards the "intelligent home".

Quick, wire-free installation

- Smoove is a wireless control unit that is easy to install absolutely anywhere, without damaging the walls.



www.somfy.co.in

SOMFY INDIA PVT LTD

26, 1st Floor
Okhla Industrial Estate, Phase III
New Delhi - 110020

T +11 (0) 46 111 555
F +11 (0) 46 111 500
E india@somfy.com

Bangalore Office
No. 318-319, 3rd Floor,
B Wing, Mittal Towers,
M.G. Road,
Bangalore - 560001

Mumbai

HOME MOTION by
somfy®